



Asian Exporters' Chamber *of* Commerce and Industry

(Recognized by Ministry of Commerce, Govt. of India)

**STAY
INFORMED
STAY
AHEAD**

AECCI VIEWPOINT

ISSUE NO: 149

DATE: 12.09.2023



**INTERNATIONAL
NEWS**

**AECCI EVENTS
& SEMIINAR**

**ABOUT AECCI
SERVICES**

**ELECTRONIC
CERTIFICATE OF
ORIGIN**

Updates of the day

COME GROW WITH US..!

VOL . 6.12

BY: VINUTH KUMAR(DIGITAL EFFORTS)

INDIA'S TRADE MINISTRY ACTS TO CUT BALLOONING TRADE DEFICIT WITH RUSSIA, REACHES OUT TO EPCS



The commerce ministry has stepped in to cut India's ballooning trade deficit with Russia, asking all Export Promotion Councils (EPCs) to identify additional products India can sell to Russia to expand its own exports, sources said.

India's trade deficit with Russia reached \$34.79 billion between April 2022 and January 2023, helped by India's purchases of Russian crude oil, according to government data

Russia, which was India's 25th largest trading partner in FY22, has now risen to be the second, behind only China.

"We are looking at having some balance in trade with Russia. We need to increase our exports. India is looking to push exports of textiles and agricultural products to Russia. All Export Promotion Councils have been notified to identify the potential of India's exports," a senior government official told

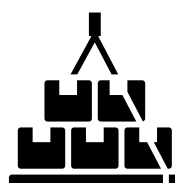

Moneycontrol.

India's merchandise imports from Russia increased by 369 percent to \$46.3 billion in 2022-23 from only \$9.87 billion in 2021-22 with almost two-thirds consisting of crude oil as I

t diversified from more expensive Middle Eastern crude following the Russian invasion of Ukraine.

In contrast, in 2021-22, India's imports from Russia were worth only \$9.86 billion. In just a year, Russia has become India's fourth largest import source from being the 18th largest in 2021-22.

Source : The Mint





Asian Exporters'
Chamber of Commerce
And Industry

AECCE UPCOMING EVENTS & SEMINARS

OUR EVENTS & SEMINAR
DIVISION PROUDLY
PRESENTS CAPTIVATING
WORKSHOP

SEPTEMBER 2023

MO TU WE TH FR SA SU

				1	2	3
4	5	6	7	8	9	10
11	12	13	14	15	16	17
18	19	20	21	22	23	24
25	26	27	28	29	30	

02 Sept
2023

**HOW TO FIND INTERNATIONAL
BUYERS**
Navi Mumbai

08 Sept
2023

**METHOD OF INTERNATIONAL
PAYMENTS & LC'S**
Navi Mumbai

16 Sept
2023

**HOW TO DO SAFE EXPORTS/IMPORTS
AND SECURE PAYMENTS**
Navi Mumbai

22 Sept
2023

**TRADE DOCUMENTATION &
CUSTOM CLEARANCE**
Navi Mumbai

30 Sept
2023

**INTERNATIONAL COMMERCIAL
TERMS (INCOTERMS)**
Navi Mumbai

WHO SHOULD ATTEND?



EXPORTERS &
IMPORTERS



BUSINESS
OWNERS



LEGAL
PROFESSIONALS



INT. BUSINESS
DEVELOPMENT
MANAGER



STUDENTS &
SERVICE
PROVIDER



ENTREPRENEURS

EXCLUSIVE OFFERS..!

- ▶ Complimentary **1 year membership**, which includes access to valuable legal Support..!!*
- ▶ Early Bird Registration (Prior 7 days of Event): **10% off**
- ▶ Group Discounts (3 or more): **15%*** (*T&C Apply)

BOOK YOUR SEATS NOW..!CONTACT US TO KNOW MORE DETAILS.

Navi Mumbai: Mr.Harish Shetty -+91-8433720996

INDIA'S COTTON EXPORTS TO HIT 18-YEAR LOW AS OUTPUT DROPS

India's cotton exports are set to fall to their lowest level in 18 years in 2022/23 as production lagged behind domestic consumption for the second straight year, a leading trade body said on Thursday. Lower exports from the world's biggest producer could support global prices. It could also lift domestic prices and weigh on margins of local textile companies. Exports could fall to 2 million bales in the current marketing year ending on Sept. 30, the lowest since 2004/05 and well below 4.3 million bales last year, Cotton Association of India (CAI) said in a statement. Production could fall to 29.84 million bales, down from the previous estimate of 30.3 million bales, the CAI said. Local consumption could also ease by 2.2% from a year ago to 31.1 million bales, it said. The fall in local production could bring down cotton stocks at the end of 2022/23 marketing year to 1.4 million bales, the lowest in more than three decades, the trade body said.

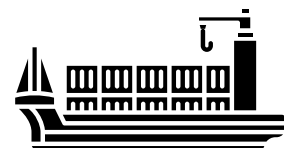
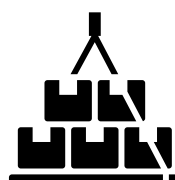



India's cotton exports are set to fall to their lowest level in 18 years in 2022/23 as production lagged behind domestic consumption for the second straight year, a leading trade body said on Thursday. Lower exports from the world's biggest producer could support global prices. It could also lift domestic prices and weigh on margins of local textile companies.

Exports could fall to 2 million bales in the current marketing year ending on Sept. 30, the lowest since 2004/05 and well below 4.3 million bales last year, Cotton Association of India (CAI) said in a statement.

Production could fall to 29.84 million bales, down from the previous estimate of 30.3 million bales, the CAI said.

Source : The Hindustan





Asian Exporters' Chamber *Of* Commerce and Industry

(Recognized by Ministry of Commerce, Govt. of India)

K/A: Exporters, Importers, Manufacturers, Traders, etc....

ABOUT AECCI: A dynamic Chamber of Commerce aiding exporters and importers community, enhancing business operations worldwide & fostering partnerships with professionals through diverse mediums of support.

SERVICES WE PROVIDE

Certification



Certificate of Origin



Digital Access e-Platform



Membership Certificate



Visa Letter



Export Training & Education

Consultations



Dispute Resolution



International Arbitration



Trade Payment Disputes



Compliances



Establish Trade Quality New Ventures



HR Solutions

Collaboration



Investment India



Int. Business Start-Up



Business Matches



Foreign Delegations



Credibility

Promotions



Use of Chamber Logo



Company Branding:

Website & Digital Publication

email Campaign

Events & Seminar

“ FOCUS ON YOUR BUSINESS

GET LEGAL ADVICE INCLUDED WITH YOUR CHAMBER

”

AECCI OFFERS SERVICES TO AID THE PRIVATE SECTOR IN INDUSTRY, TRADE, AND SERVICES FOR THE ASIAN COMMUNITY.

CONTACT US ON



Reg. Office, Hilton Centre, 604, 6th Floor, Plot No. 66, Sector 11, CBD Belapur, Navi Mumbai, Maharashtra 400614.

www.aecci.org.in

022-41271145/46

info@aecci.org.in

8433720996

HEADLINES



- The commerce ministry has stepped in to cut India's ballooning trade deficit with Russia, asking all Export Promotion Councils (EPCs) to identify additional products India can sell to Russia to expand its own exports
- The report researches and analyzes the influence of the Pharma Packaging Machinery industry in the new era of global post-COVID-19 economy in 2023, and provides in-depth analysis and professional suggestions on the current development.
- India's merchandise imports from Russia increased by 369 percent to \$46.3 billion in 2022-23 from only \$9.87 billion in 2021-22 with almost two-thirds consisting of crude oil as it diversified from more expensive Middle Eastern crude following the Russian invasion of Ukraine

Get your **e-CO(NP)** within Minutes!

BEFORE → **AFTER**

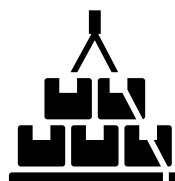

Enjoy completely **Paperless e-Stamping & Attestation Facility** through **AECCI's e-Platform**.

- ❌ No Printing.
- ❌ No Scanning.
- ❌ No Long Wait Times.
- ✅ Submit your e-COO within minutes.
- ✅ Track your Documents via your Phone/PC.

Register Today!
Call us on +91- 8433720996, or mail us at info@aecci.org.in

AGAN EXPORTERS' CHAMBER OF COMMERCE & INDUSTRY, 604 | 6TH FLOOR | HILTON CENTER | PLOT NO.85 | SECTOR NO.11 | CBD BELAPUR | NAVI MUMBAI-400614 | MAHARASHTRA-INDIA

- A ban on Indian sugar exports, which has not happened in seven years, could drive up global benchmark prices, potentially increasing inflation in global food markets.
- The tariff by India will make parboiled rice expensive for foreign buyers, thereby limiting its overseas sales and boosting domestic availability
- India has doubled its share of global commercial services exports to 4.4 per cent in 2022 from 2 per cent in 2005, according to a World Bank and World Trade Organisation (WTO) report.



PHARMA PACKAGING MACHINERY MARKET SIZE 2023 (NEW REPORT): IMPORT EXPORT SCENARIO, SHOWING IMPRESSIVE GROWTH BY 2028

“Pharma Packaging Machinery Market” with analysis of such parameters i.e. industry growth drivers, supply and demand, risks, market attractiveness, annual growth comparison, BPS analysis, SWOT analysis and Porter's Five Forces model. The Pharma Packaging Machinery Market report gives inside and out audit of the Expansion Drivers, Potential Challenges, Distinctive Trends, and Opportunities for Market Players. Our Research experts have carried

out detailed checks of the critical environment and have predicted the methodological structure used by market participants. The primary goal of the Pharma Packaging Machinery business report is to supply key insights on competition positioning, current scope, market potential, growth rates, and alternative relevant statistics.



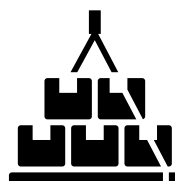
List of Top Key Players in Pharma Packaging Machinery Market Report Are: The survey describes the qualities of the entire company based on industry-wide analysis.

Pharma Packaging Machinery Market Summary: Pharmaceutical packaging equipment includes the machines that package the pharmaceuticals. Pharmaceutical packaging machinery includes an entire range of machines from conveying systems to sealing machines to labeling and printing machines.

Our market research experts provide qualitative and quantitative analysis of the market based on involving economic and non-economic factors in the same report with market value.

List of Top Key Players in Pharma Packaging Machinery Market Report Are: The survey describes the qualities of the entire company based on industry-wide analysis.

Source : Reuters





Proud to be a member of AEGCI

DIAMOND SPONSOR of AEGCI



SPICES



CATTLE FEED



GRAINS



VEGETABLES & FRUITS



FLOUR



COCONUT PRODUCTS



PULSES AND BEANS



Creative Customised Solutions

Member of:-



PRODUCTS

- Vegetables & Fruits
- Spices
- Pulses and Beans
- Grains
- Flour
- Coconut Products
- Cattle Feed

WHY US?

- Quality
- Price
- Packing
- Shipment Mode
- Delivery Commitment
- Customer Service
- Flexibility
- International Norms & Standards



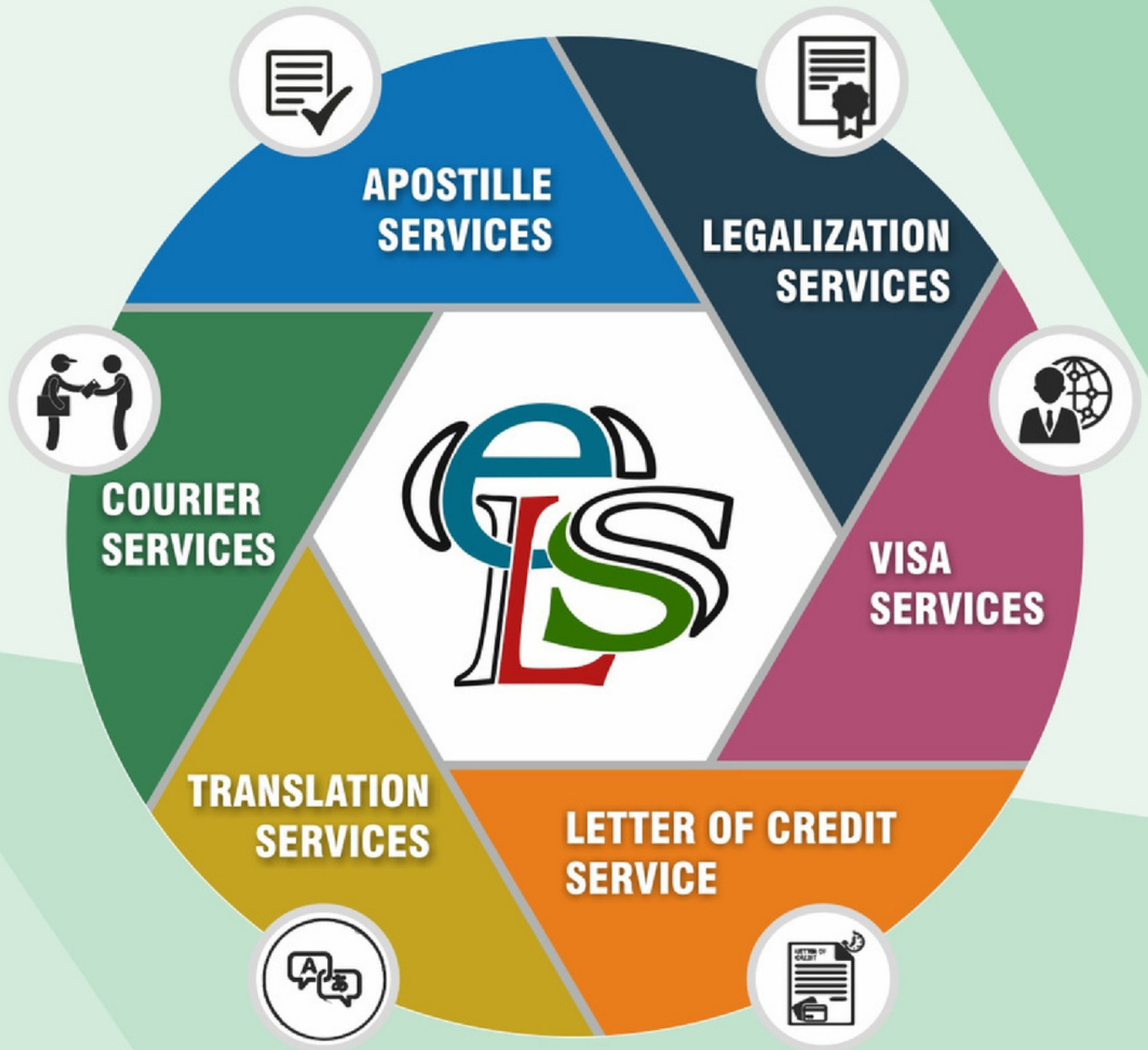
EGC INDIA, Office no. 603, Hilton Centre, Sector-11, CBD Belapur, Navi Mumbai - 400 614 Maharashtra, India. Email : egcindia2015@gmail.com

www.egcindia.in

With best complements from

Excellency Legalisation Services Pvt. Ltd.

APOSTILLE & LEGALISATION CONSULTANCY



Proud to be a member of AECCEI



SOURCING ENTERPRISE



Office no. 603, Hilton Centre, Sector-11, CBD Belapur, Navi Mumbai -400 614, Maharashtra, India, E-mail: elspl@rediffmail.com

CIN: U74999MH2013PTC250694